

















# JMP17 Mac Installation Guide

1. Click this link to go to the download page: [JMP 17 Mac Installer](#)
2. Click into the Mac folder and then into the JMP 17 folder.
3. Click on the jmppro\_\_1700\_\_mac.dmg and then download it.
4. From the installation location, click on the jmppro.dmg file and run through the installer. If you are unable to install it on your disc, then check the version of MacOS you are running. JMP 17 is supported by Venture, Monterey, Big Sur, and Catalina. [MacOS Supported Versions for JMP](#)
  - If your MacOS version is not supported by JMP 17, update your OS or install the most recent version of JMP that is supported.






 Share  Copy link  Download  Automate  Copy to ...

Documents > General > Software > ISU Software (Common) > JMP > Mac > **JMP 17**

	Name ▾	Modified ▾	Modified By ▾	File Size ▾
	License	 Monday at 7:09 AM	Brekke, Michael [LAS]	1 item
	Updaters	 May 13	Brekke, Michael [LAS]	1 item
	JMP170_9CW2C1_70090442_OSX_X86-64...	 June 27	Brekke, Michael [LAS]	933 bytes
	 jmppro__1700__mac.dmg	  ... May 13	Brekke, Michael [LAS]	683 MB

5. JMP 17 Pro should be now in your Applications folder. Click on the JMP Pro 17 icon.
6. You will be asked for a license key, it's named JMP170\_9CW2C1\_70090442\_OSX\_X86-64.txt and can be found under JMP 17 < License folder. When asked to register your product, click wait to register.

Documents > General > Software > ISU Software (Common) > JMP > Mac > JMP 17 > **License**

	Name ▾	Modified ▾	Modified By ▾	File Size ▾
	 JMP170_9CW2C1_70090442...	  ... Monday at 8:33 AM	Brekke, Michael [LAS]	933 bytes

7. Congratulations! JMP 17 is now successfully installed on your computer.

Please contact [stat-tech@iastate.edu](mailto:stat-tech@iastate.edu) if you have any problems or questions with installing Jmp. Be sure to include screenshots of your issue as this will help us determine a solution faster.