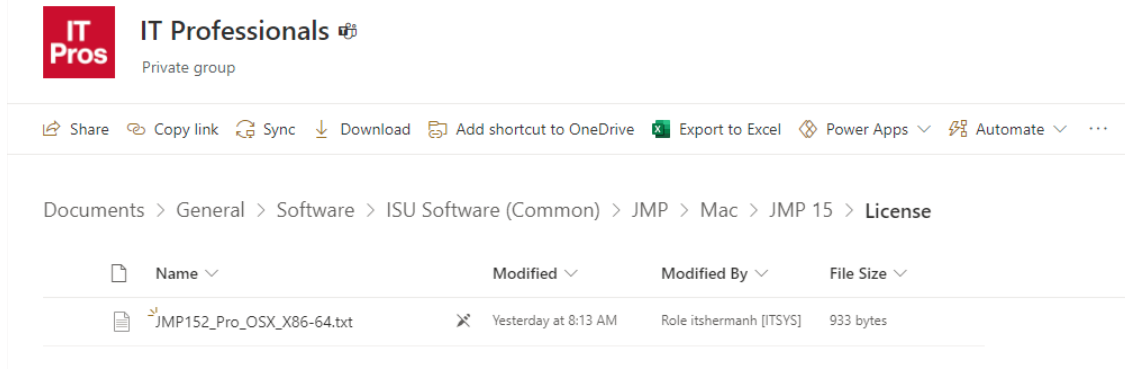
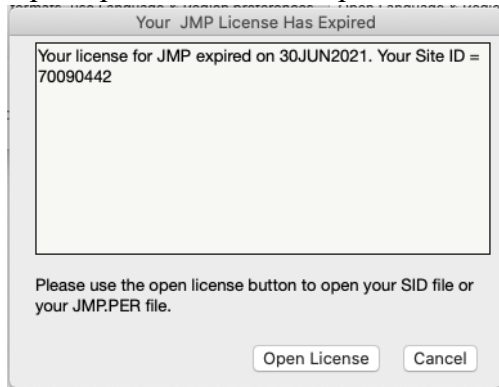


# JMP15 Mac License Update Guide

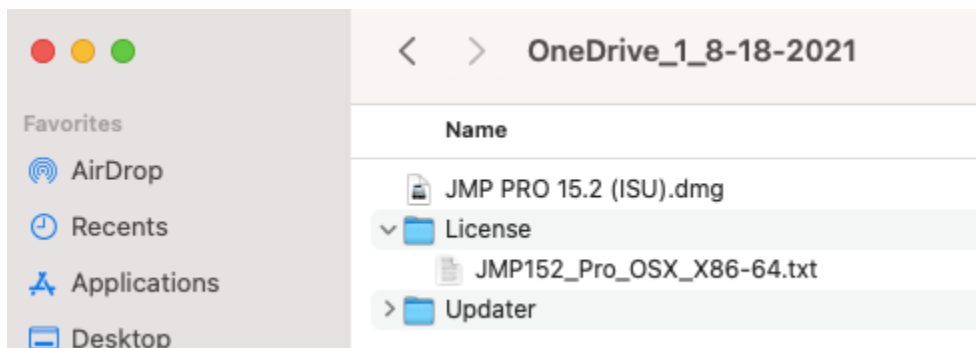
1. Download the license: Go to <https://jmp.stat.iastate.edu> and navigate to MAC > JMP 15 > License. Click the license file then click download at the top.



2. Open up JMP and click Open License to open the file navigator.



3. Go to the license folder you just downloaded and select the JMP\_152\_Pro\_OSX\_X86-64.txt file then click choose.



4. Congrats! You have successfully renewed your JMP license.

Please contact [stat-tech@iastate.edu](mailto:stat-tech@iastate.edu) if you have any problems or questions with installing JMP. Be sure to include screen shots of your issue as this will help us determine a solution faster.